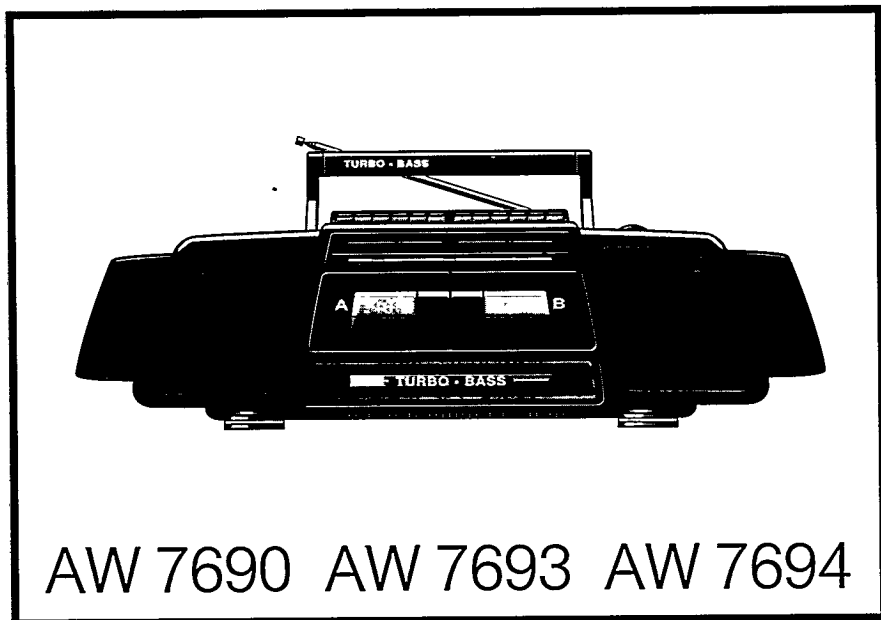




CONSUMER ELECTRONICS

PHILIPS



AW 7690 AW 7693 AW 7694



(GB)	Stereo Radio Cassette Recorder	3
(F)	Radiocassette Stéréo	6
(D)	Stereo Radio-Cassetten-Recorder	9
(NL)	Stereo Radio-Cassettrecorder	13
(E)	Radiocasete Estéreo	16
(I)	Radioregistratore Stereo	19
(S)	Stereo Kassettradio	22
(SF)	Stereo Radionauhuri	24

(GB) English page 3

Illustrations page 28

Guarantee and service pages 27-29-30

(F) Français page 6

Illustrations page 28

Garantie et service après-vente .. pages 27-29-30

(D) Deutsch Seite 9

Abbildungen Seite 28

Garantieleistung und Service Seiten 27-29-30

Amtsblatt Seiten 2 und 12

Die Deutsche Bundespost informiert

Sehr geehrter Rundfunkteilnehmer!

Dieses Gerät ist von der Deutschen Bundespost als Ton- bzw. Fernseh-Rundfunkempfänger bzw. als Komponente einer solchen Anlage (Tuner, Verstärker, aktive Lautsprecherbox, Fernseh-Monitor u. dgl.) zugelassen. Es entspricht den zur Zeit geltenden Technischen Vorschriften der Deutschen Bundespost und ist zum Nachweis dafür mit dem Zulassungszeichen der Deutschen Bundespost gekennzeichnet. Bitte überzeugen Sie sich selbst.

Dieses Gerät darf im Rahmen der auf Seite 12 abgedruckten 'Allgemeine Genehmigung für Ton und Fernseh-Rundfunkempfänger in der Bundesrepublik Deutschland betrieben werden.

Beachten Sie aber bitte, daß aufgrund dieser Allgemeinen Genehmigung nur Sendungen des Rundfunks empfangen werden dürfen *). Wer unbefugt andere Sendungen (z.B. des Polizeifunks, des Seefunks, der öffentlichen beweglichen Landfunkdienste) empfängt, verstößt gegen die Genehmigungsaufgaben und macht sich daher nach § 15 Absatz 2a des Gesetzes über Fernmeldeanlagen strafbar. Die Kennzeichnung mit dem Zulassungszeichen bietet Ihnen die Gewähr, daß dieses Gerät keine anderen Fernmeldeanlagen einschließlich Funkanlagen stört.

Der Zusatzbuchstabe S **) beim Zulassungszeichen besagt außerdem, daß das Gerät gegen störende Beeinflussungen durch andere Funkanlagen (z.B. des Amateurfunks, des CB-Funks) weitgehend unempfindlich ist.

Geräte ohne den Zusatz S sind nicht besonders störfest. Sollten bei Geräten mit dem Zusatz S ausnahmsweise trotzdem Störungen auftreten, oder wenn Sie Fragen haben, so wenden Sie sich bitte an die örtlich zuständige Funkstörungenmeßstelle.

*) Zum Empfang anderer Sendungen darf dieses Gerät nur mit Genehmigung der Deutschen Bundespost benutzt werden. Allgemein genehmigt ist zur Zeit der Empfang der Aussendungen von Amateurfunkstellen und der Normalfrequenz- und Zeitzeichensendungen.

**) Weitere Zusätze haben in Bezug auf die Störfestigkeit keine Bedeutung. Sie geben bei Empfängern vielmehr Aufschluß über Empfangsmöglichkeiten.03-1987

(NL) Nederlands pagina 13

Afbeeldingen pagina 28

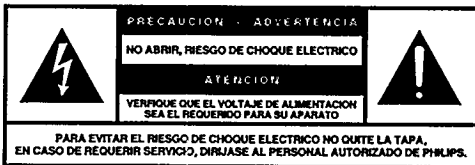
Garantie en service pagina's 27-29-30

(E) Español página 16

Ilustraciones página 28

Garantía páginas 27-29-30

¡ Es necesario que lea cuidadosamente su instructivo de manejo.



(I) Italiano pagina 19

Illustrazioni pagina 28

Garanzia e servizio pagine 27-29-30

(S) Svenska sida 22

Figurer sida 28

Garanti och service sidorna 27-29-30

(SF) Suomi sivu 24

Kuvat sivu 28

Takuu ja huolto sivut 27-29-30

(DK) Dansk

Typeskiltet findes på undersiden af apparaten.

Dette produkt overholder kravene til radio-interferens af Europæisk Fællesmarked.

Bemærk: Netafbryderen POWER er sekundært indkoblet og afbryder ikke strømmen fra nettet. Den indbyggede netdel er derfor tilsluttet til lysnettet så længe netstikket sidder i stikkontakten.

Garanti og service sider 27-29-30

(N) Norsk

Typeskilt finnes på apparatets underside.

Observer: Netbryteren POWER er sekundært innkopleet. Den innebygde netdelen er derfor ikke frakopleet nettet så lenge apparatet er tilsluttet nettkontakten.

Garanti og service sider 27-29-30

English



For the illustrations, keep page 28 open

CONTROLS - figs. 1-2

- ① VOLUME control
 - ② POWER on/off switch
 - ③ DUBBING SPEED selector
 - ④ FM MONO/STEREO selector
 - ⑤ PHONES socket for stereo headphones
 - ⑥ built-in mono microphone MIC
 - ⑦ GRAPHIC EQUALIZER tone controls
 - 100 Hz - lower bass
 - 300 Hz - upper bass
 - 1 kHz (1 000 Hz) - mid-range
 - 4 kHz (4 000 Hz) - lower treble
 - 10 kHz (10 000 Hz) - upper treble
 - ⑧ BAND selector
 - ⑨ DBB button - press to increase the bass response
 - ⑩ SURROUND SOUND button - press to obtain a surround sound effect
 - ⑪ MODE selector - to select the sound source for reproduction or recording
 - ⑫ POWER on indicator
 - ⑬ deck A keyboard, for playback only
 - PAUSE
 - ◀ PLAY
 - ◀◀ F.FWD - fast forward wind
 - ▶▶ REWIND - fast rewind
 - ▶ AS CONTINUE - continuous play (estafette)
 - STOP/EJECT
 - ⑭ high speed DUBBING indicator
 - ⑮ deck B keyboard, recording and playback
 - PAUSE
 - ◀ PLAY
 - ◀◀ F.FWD - fast forward wind
 - ▶▶ REWIND - fast rewind
 - RECORD - record
 - STOP/EJECT
 - ⑯ FM STEREO indicator
 - ⑰ TUNING knob
 - ⑱ LINE IN sockets for recording from an amplifier, receiver, recorder, CD player, etc.
 - ⑲ MAINS - socket for mains lead
 - ⑳ VOLTAGE selector (*not on all versions*)
- The type plate is located on the base of the set.

SUPPLY

Battery supply

- Open the battery compartment (fig. 2) and insert as indicated eight batteries, type R20, UM1 or D-cells.

- Remove the batteries if exhausted or if they will not be used again for a long period.
- The battery supply is switched off if the mains lead socket MAINS ⑲ is occupied. To change over to battery supply, pull out the plug from the MAINS socket ⑲.

Mains supply

- Check if the mains voltage as shown on the type plate corresponds to your local mains supply. If it does not, consult your dealer or service organisation.

If the set is equipped with a VOLTAGE selector ⑳, set this selector to the local mains voltage.

- Connect the mains lead to the MAINS socket ⑲ and the wall socket. The mains supply is now switched on.
- To disconnect the set from the mains completely, withdraw the mains plug from the wall socket.

Important note for users in U.K.:

When fitting a mains plug to the mains lead proceed as follows: The wires in the mains lead are coloured in accordance with the following code: Blue = Neutral, Brown = Live. These colours may not correspond with the colour markings identifying the terminals in your plug, so proceed as follows: Connect the Brown wire to the terminal marked L or coloured Red. Connect the Blue wire to the terminal marked N or coloured Black. No connection is necessary to the earth terminal. *Note:* This apparatus must be protected by a 3 Amp Fuse if a 13 Amp plug is used or, if any other type of plug is used, by a 5 Amp Fuse either in the plug or adapter or at the distribution board. If in doubt consult a qualified electrician.

CONNECTIONS

Stereo headphone socket PHONES ⑤

You may connect stereo headphones with 3.5 mm plug to socket PHONES ⑤. The loudspeakers are then muted.

Input sockets LINE IN ⑱

Cinch-sockets for amplifying or recording the signal from an amplifier, receiver, tuner, recorder, CD player, etc.

- Connect the LINE IN sockets ⑱ to the output sockets TAPE OUT, REC OUT or LINE OUT of the other set.

RADIO RECEPTION

- Switch on the set with POWER switch ②.
- Set the MODE selector ⑪ to RADIO.
- Adjust the sound with the controls VOLUME ①, GRAPHIC EQUALIZER ⑦, DBB bass button ⑨ and SURROUND SOUND button ⑩.
- Select the wave band using BAND selector ⑧.
- Tune to a radio station using TUNING knob ⑰. (*SW and LW not on all versions*).
- For FM, pull out the telescopic aerial. To improve

FM-reception, incline and turn the aerial. Reduce its length if the FM-signal is too strong (very close to a transmitter).

- For AM/MW and LW (Medium and Long Wave), the set is provided with a built-in aerial, so there is no need to use the telescopic aerial. The aerial can be directed by turning the whole set.
- For Short Wave (SW), the telescopic aerial must be pulled out and placed in the vertical position. To improve SW-reception, vary the length of the aerial.
- When the FM MONO/STEREO selector ④ is in position FM STEREO and the FM STEREO indicator ⑯ lights up, you are receiving a FM-stereo transmitter. A disturbing noise, due to a weak FM-stereo signal, can be suppressed by setting the FM MONO/STEREO selector ④ to FM MONO \blacktriangleleft (pressed). The FM STEREO indicator ⑯ will then go out and you will hear (*and record*) the FM programme in mono.
- Always switch off the set after use with POWER switch ②.

CASSETTE RECORDER

Compact cassettes

For *recording*, use only NORMAL cassettes (ferric oxide, IEC type I).

For *playback*, any cassette type can be inserted.

Copyright

Recording is permissible insofar as copyright or other rights of third parties are not infringed.

For U.K. only: Recording and Playback of material may require consent. See Copyright Act 1956 and The Performer's Protection Acts 1958 to 1972.

Fast winding and rewinding

Press fast forward wind F.FWD $\blacktriangleleft\blacktriangleleft$ or REWIND $\blacktriangleright\blacktriangleright$ button. To stop fast winding, press STOP button \blacksquare .

Safeguarding a cassette against erasure

Keep the cassette side to be safeguarded in front of you (fig. 4) and break out the left tab. Now, recording on this side is no longer possible.

You can render this safeguard ineffective by covering the aperture with a piece of adhesive tape.

RECORDING (on deck B only)

Preparation

- During recording, the deck A buttons should not be pressed (except for PLAY \blacktriangleleft during dubbing).
- When copying, it is recommended to use fresh batteries or to connect the set to the mains.

- Switch on the set with POWER switch ②.
 - Press EJECT \blacksquare to open the cassette holder.
 - Insert the cassette into deck B (fig. 3).
- For recording you must use a NORMAL cassette (IEC type I) on which the tabs (fig. 4) are not broken out. At the very beginning of the tape, no recording will take place during the first 7 seconds when the leader tape passes the recorder heads.
- When monitoring during recording, adjust the sound with the controls VOLUME ①, GRAPHIC EQUALIZER ⑦, DBB bass button ⑨ and SURROUND SOUND button ⑩. These controls do not affect the recording.

Recording from the radio

- Set the MODE selector ⑪ to RADIO.
- In case of FM radio recordings, set the FM MONO/STEREO selector ④ to the desired position.

Mono recording from the microphone MIC ⑥

- Set the MODE selector ⑪ to TAPE.
- Set the VOLUME control ① to zero (during microphone recordings, monitoring is not possible).

Recording from the LINE IN sockets ⑱

- Set the MODE selector ⑪ to LINE IN.
- Connect the LINE IN sockets ⑱ to the output sockets TAPE OUT, REC OUT or LINE OUT of the other set.

Starting and stopping

- Start recording by pressing RECORD \bullet ; in doing so, PLAY \blacktriangleleft is pressed too.
- For brief interruptions, press PAUSE \blacksquare . To restart recording, press this button once more.
- To stop recording, press STOP \blacksquare . On pressing again, the cassette holder will open.
- Always switch off the set after use with POWER switch ②.

DUBBING - Copying from deck A to B

- Switch on the set with POWER switch ②.
- Set MODE selector ⑪ to TAPE.
- Set the DUBBING SPEED selector ③ to:
 - \blacktriangleleft (released) for normal speed copying;
 - \blacktriangleleft (pressed) for high speed copying; the DUBBING indicator ⑲ lights up then.

Do not switch this selector during dubbing.

- Press both EJECT buttons \blacksquare and insert a recorded cassette into deck A and a cassette which is suited for recording into deck B (fig. 3).
- Dubbing will start by pressing at the same time on deck A PLAY \blacktriangleleft and on deck B RECORD \bullet .
- By pressing PAUSE \blacksquare on deck B, you can omit undesired passages while deck A continues, or you can insert another cassette in deck A and search for a particular passage on it. To restart copying, press PAUSE \blacksquare once more.
- Using PAUSE \blacksquare of deck A, deck B will record a blank part.

- To stop dubbing, press both STOP buttons ■.
- Always switch off the set after use with POWER switch ②.

CASSETTE PLAYBACK

Playback on deck A or B

During playback, the tape in the other deck should not be fast forward wound or rewound, otherwise the actual cassette playback is affected.

- Switch on the set with POWER switch ②.
- Set MODE selector ⑪ to TAPE.
- Press EJECT ■ and insert a recorded cassette (fig. 3).
- Adjust the sound with the controls VOLUME ①, GRAPHIC EQUALIZER ⑦, DBB bass button ③ and SURROUND SOUND button ⑩.
- Press PLAY ◀ and playback will start.
- To stop playback, press STOP ■.
- Always switch off the set after use with POWER switch ②.

Continuous play (estafette) - CONTINUE AB

- Switch on the set with POWER switch ②.
 - Set MODE selector ⑪ to TAPE.
 - Press both EJECT buttons ■ and insert a recorded cassette into both decks (fig. 3).
 - Press on deck A CONTINUE AB (in doing so, ◀ PLAY is pressed too) and on deck B PLAY ◀: deck A will now play and deck B stands still.
- As soon as deck A stops (at the end of the cassette or when its STOP button ■ is pressed), deck B will start playing back.
- When deck A is started again by pressing CONTINUE AB, deck B will come to a standstill and deck A will be reproduced again.
 - To stop playback, press STOP ■.
 - Always switch off the set after use with POWER switch ②.

MAINTENANCE

Cassette decks

Clean the parts indicated in fig. 5 after every 50 hours of operation or, on average, once a month.

- Open the cassette holder by pressing EJECT ■.
- Use a cotton bud slightly moistened with alcohol or a special head cleaning fluid.
- Press PLAY ◀ and clean the rubber pressure roller ⑤ (fig. 5).
- Then press PAUSE || and clean the capstan ⑥, recording/playback head ⑧ and erase head ⑨.
- After cleaning, press STOP ■.

Cleaning of the heads ⑧ and ⑨ can also be done

by playing the cleaning cassette SBC 114 through once as an ordinary cassette.

Notes

- The recorder-mechanisms are fitted with self-lubricating bearings and therefore must not be oiled or greased.
- Do not expose the set, batteries and cassettes to rain, moisture, sand, or to excessive heat from e.g. heating equipment or in motor cars parked in the sun.
- Fingerprints, dust and dirt on the apparatus can be removed using a soft and clean, slightly damp leather cloth. Do not use any cleaning agents which contain abrasives or solvents such as benzine thinner, alcohol, refined petrol or ammonia, since they may affect and harm the cabinet.

This product complies with the radio interference requirements of the European Community.

GUARANTEE AND SERVICE FOR UNITED KINGDOM

Philips sell this product subject to the understanding that if any defect in manufacture or material shall appear in it within 12 months from the date of consumer sale, the dealer from whom the product was purchased will arrange for such defect to be rectified without charge, provided:

1. Reasonable evidence is supplied that the product was purchased within 12 months prior to the date of claim.
2. The defect is not due to use of the product for other than domestic purposes, or on an incorrect voltage, or contrary to the Company's operating instructions, or to accidental damage (whether in transit or otherwise), misuse, neglect or inexperienced repair.

Products sent for service should be adequately packed as no liability can be accepted for damage or loss in transit, and name and address must be enclosed.

Facts about free service

When service is required, apply to the dealer from whom the product was purchased. Should any difficulty be experienced in obtaining Service, e.g. in the event of the dealer having ceased to trade, you are advised to contact Philips Service.

These statements do not affect the statutory rights of a consumer

If you have any questions which your dealer cannot answer, please write to **Philips Consumer Relations, P.O. Box 298, 420 London Road, CROYDON CR9 3QR,** or ☎ **(01) 689-2166 Consumer Advice.** Please retain this card. Produce if service is required.

GUARANTEE AND SERVICE VALID FOR IRELAND

This apparatus is made of high quality material and great care has been taken in its manufacture.

Philips, therefore, give you a guarantee on parts against failures arising from faulty workmanship or material for 12 months after date of purchase. This guarantee is valid on the condition that this certificate is completed and signed immediately on delivery of the apparatus. In case of failure ask your dealer for further information. If you have any questions which your dealer cannot answer, you may apply to **Philips Electrical (Ireland) Ltd., Service Department, Newstead, Clonskeagh, DUBLIN 14 - ☎ 69 33 55**

GUARANTEE AND SERVICE VALID FOR AUSTRALIA

(Audio other than Car Radio)

The benefits given to the purchaser by this warranty are in addition to all other rights and remedies, which, under the Trade Practices Act or other Commonwealth or State law, the purchaser or owner has in respect of the product.

The Philips product carries the following warranties:

- Compact Disc Players: 12 months.
- Home Audio Systems: 6 months.
- Clock radios, portable radios, cassette recorders, cassette players and radio recorders: 90 days.

Any defect in materials or workmanship occurring within the specified period from the date of delivery, will be rectified free of charge by the retailer from whom this product was purchased.

Note: Please retain your purchase docket to assist prompt service.

Conditions of this warranty

1. All claims for warranty service must be made to the retailer from whom this product was purchased. All transport charges incurred in connection with warranty service or replacement will be paid by the purchaser.
2. These warranties do not cover batteries and extend only to defects in materials or workmanship occurring under normal use of the product where operated in accordance with our instructions.

Philips Consumer Products Division, Technology Park, Figtree Drive, Australia Centre, HOMEBUSH 2140, New South Wales

GUARANTEE AND SERVICE FOR NEW ZEALAND

Thank-you for purchasing this quality Philips product. The document you are now reading is your guarantee card.

Guarantee.

Philips New Zealand Ltd guarantees this product against defective components and faulty workmanship for a period of **12 months** from the date you bought it. If the product breaks down during the guarantee period, Philips shall - subject to the following conditions - repair or replace the product **at no charge to you.** This includes the cost of labour, parts, and cartage.

This product must have been purchased in New Zealand, and this guarantee card completed at time of purchase (this is your proof of purchase).

2. The guarantee applies only to faults caused by defective component workmanship on the part of the manufacturer. It does not cover failures caused by misuse, neglect, accident, or tear, accidental breakage, use on the incorrect

voltage, use contrary to operating instructions, or unauthorised modification to the product or repair by an unauthorised technician.

4. Reasonable evidence (in the form of a sales docket or completed guarantee card) must be supplied to indicate that the product was purchased no more than 12 months prior to the date of your claim.
5. In the event of a failure, Philips shall be under no liability for any injury, or any loss or damage caused to property or products other than the product under guarantee.

This guarantee does not prejudice your rights under common law and statute, and is in addition to the normal responsibilities of the retailer and Philips.

How to claim.

Should your Philips product fail within the guarantee period, please return it to the retailer from whom it was purchased. In most cases the retailer will be able to satisfactorily repair or replace the product. However, should the retailer not be able to conclude the matter satisfactorily, or if you have other difficulties claiming under this guarantee, please contact:

The Guarantee Controller, Philips New Zealand Ltd, P.O. Box 1041, AUCKLAND - ☎ (09) 605-914

GARANTIE ET SERVICE APRÈS-VENTE EN FRANCE

Cet appareil a été fabriqué avec le souci de vous donner entière satisfaction. PHILIPS fournira gratuitement au vendeur les pièces détachées nécessaires à sa réparation pendant les périodes suivantes, chacune prenant effet à compter de la date de vente:

- 6 mois pour les magnétophones à cassettes portatifs, les récepteurs radio portatifs, les radiocassettes, les radio-réveils et les électrophones;
 - 12 mois pour les radiocassettes équipées de la fonction Compact Disc et les baladeurs Compact Disc;
 - 12 mois pour les récepteurs radio destinés à être installés à poste fixe dans un véhicule automobile;
 - 12 mois pour les appareils entrant dans la composition d'une chaîne électro-acoustique, y compris les chaînes compactes stationnaires équipées d'au moins deux sources sonores;
- sauf si la détérioration résulte d'une cause étrangère à l'appareil ou du non respect des prescriptions d'utilisation.

Vous bénéficiez en tout état de cause des dispositions des art. 1641 et suivants du Code Civil relatifs à la garantie légale. Pour tout conseil ou intervention, adressez-vous à votre vendeur. Pour tout renseignement complémentaire, vous pouvez vous adresser à la succursale Philips la plus proche.

Soucieux d'améliorer continuellement la qualité de nos produits, nous nous réservons le droit d'en modifier à tout moment les caractéristiques.

**PHILIPS Electronique Domestique - Société en nom collectif
RCS NANTERRE B 333 760 833
64, Rue Carnot - B.P. 306
92 156 SURESNES Cédex
Informations Consommateurs: ☎ (1) 42 04 25 60**

GARANTIE EN BELGIQUE ET LUXEMBOURG

Pour les conditions de garantie en Belgique et Luxembourg veuillez vous référer à la carte de garantie que le revendeur doit vous remettre au moment de l'achat.

• Pour la Belgique

Si après l'achat de l'un ou l'autre appareil Philips vous avez des problèmes concernant par exemple la garantie, le fonctionnement ou l'utilisation de ces appareils et que le distributeur qui vous a vendu ces appareils éprouve des difficultés pour les résoudre, prenez contact, soit par téléphone, soit par écrit avec notre service 'Contact Clientèle', Place de Broeckère 2, 1000 - BRUXELLES ☎ 02/211 91 11

GARANTIE EN SERVICE IN BELGIË EN LUXEMBOURG

In België en Luxemburg gelden uitsluitend de garantiiebepalingen zoals die in het via uw handelaar apart verstrekte garantiëbewijs staan aangegeven.

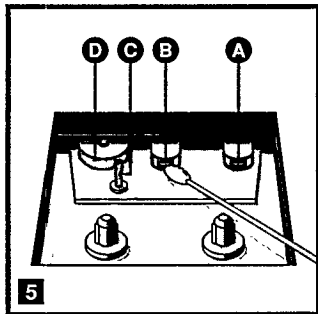
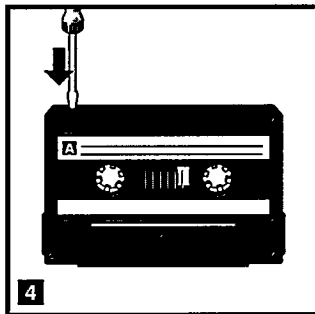
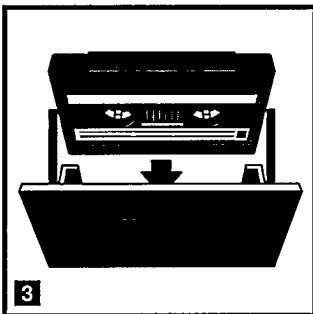
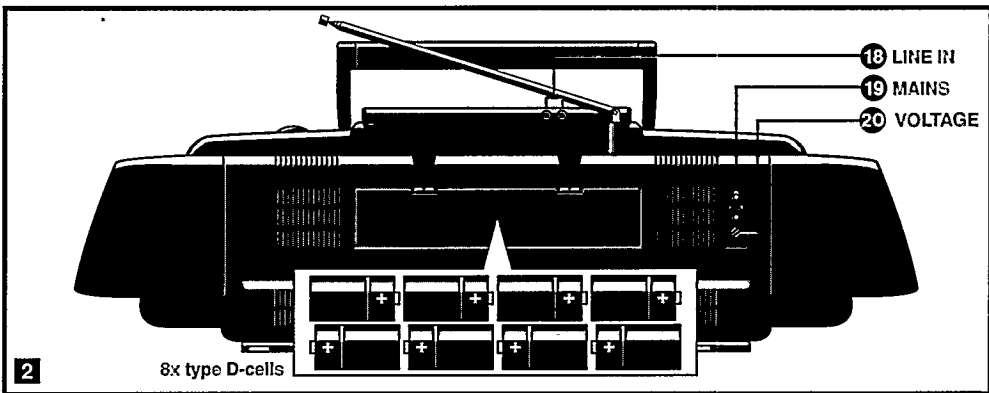
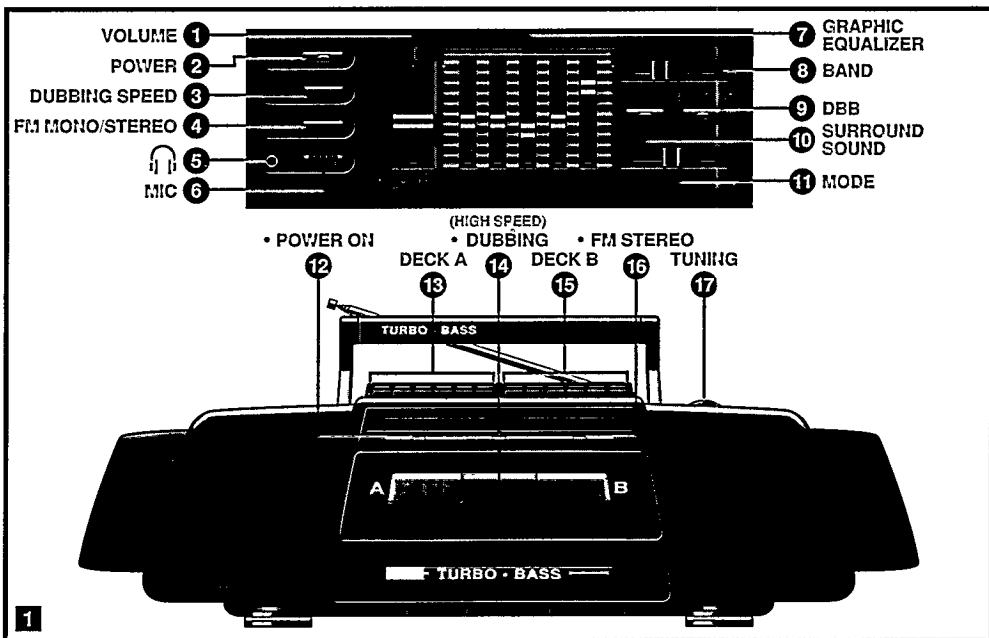
• Voor België

Indien u na de aankoop van een of ander Philips apparaat problemen heeft met bijv. de waarborg, de werking, of het gebruik ervan, en indien de verdeler die u deze apparaten verkocht heeft moeilijkheden ondervindt om deze problemen op te lossen, stelt u zich dan telefonisch of schriftelijk in verbinding met onze dienst 'Klanten Kontakt', de Broeckereplein 2, 1000 - BRUSSEL ☎ 02/211 91 11

GARANTIE EN SERVICE IN NEDERLAND

• Wat wordt gegarandeerd?

Philips Nederland garandeert dat dit apparaat kosteloos wordt hersteld indien - bij normaal particulier gebruik volgens de gebruiksaanwijzing - binnen zes maanden na aankoopdatum fabricage- of materiaalfouten optreden.



● Wie voert de garantie uit?

De zorg voor de uitvoering van de garantie berust bij de handelaar die u het apparaat verkocht heeft. De handelaar kan daarbij eventueel een beroep doen op een der Philips Technische Service Centra.

● Uw aankoopbon + de identificatekaart

De identificatekaart is uw garantibewijs. U kunt alleen een beroep doen op de bovenomschreven garantie tegen overlegging van de aankoopbon (factuur, kassabon of kwitantie), in combinatie met de identificatekaart, waarop typenummer en serienummer zijn vermeld. Uit de aankoopbon dienen duidelijk de aankoopdatum en de naam van de handelaar te blijken. Mocht het noodzakelijk zijn deze documenten aan uw handelaar af te geven, dan kunt u hem daarvoor een ontvangstbewijs vragen.

De garantie vervalt indien op de genoemde documenten iets is veranderd, doorgehaald, verwijderd of onleesbaar gemaakt. De garantie vervalt eveneens indien het typenummer en/of serienummer op het apparaat is veranderd, doorgehaald, verwijderd of onleesbaar gemaakt.

● Hoe te handelen bij een storing?

Om onnodige kosten te voorkomen, raden wij u aan bij storingen eerst nauwkeurig de gebruiksaanwijzing te lezen. Indien de gebruiksaanwijzing daarin geen uitkomst biedt, kunt u uw handelaar raadplegen en/of hem het apparaat ter reparatie in de werkplaats aanbieden.

● ...en bij problemen?

Bij problemen omtrent de garantie-uitvoering kunt u zich in verband stellen met **Philips Nederland, Afdeling Consumentenbelangen, Antwoordnummer 500 - 5600 VB EINDHOVEN** (postzegel niet nodig), of **040-78 11 78**.

GARANTIE FÜR DIE BUNDESREPUBLIK DEUTSCHLAND UND WEST-BERLIN

Philips-Geräte sind Markenartikel, die mit großer Präzision nach modernsten Fertigungsmethoden und mit einem Höchstmaß an Sorgfalt hergestellt werden. Das Gerät wird Ihnen gute Dienste leisten, vorausgesetzt daß Sie es sachgemäß bedienen und unterhalten.

Trotz aller Sorgfalt ist das Auftreten von Fehlern nicht auszuschließen. Ihr Partner für die Behebung derartiger Fehler ist Ihr Fachhändler, bei dem das Gerät erworben wurde. Falls ein Reklamationsfall eintritt, wenden Sie sich bitte unter Vorlage des Einkaufsbeleges und dieses Gerätepasses an Ihren Fachhändler.

GARANTIE FÜR DIE SCHWEIZ

Philips-Geräte sind aus einwandfreiem Material und mit großer Sorgfalt hergestellt worden. Dieses Gerät wird Ihnen gute Dienste leisten, sofern es sachgemäß bedient und unterhalten wird.

Trotz aller Sorgfalt ist das Auftreten von Fehlern nicht ganz auszuschließen. Im Falle eines Defektes wenden Sie sich bitte unter Vorlage des Einkaufsbeleges und dieses Gerätepasses an das Fachgeschäft, in welchem Sie das Gerät erworben haben.

GARANTIE POUR LA SUISSE

Les appareils Philips ont été fabriqués au moyen de matériaux de toute première qualité et avec beaucoup de soins. Cet appareil vous donnera encore plus de satisfaction si l'utilisation et l'entretien sont suivis selon le mode d'emploi.

Malgré tous les soins apportés, l'apparition de défauts n'est pas exclue. Dans ce cas, nous vous serons reconnaissants de bien vouloir vous adresser directement chez votre vendeur muni du passeport de l'appareil ainsi que de la facture s'y reportant.

GARANZIA PER LA SVIZZERA

Gli apparecchi Philips sono prodotti con materiali di prima qualità e assemblati con la massima cura. Essi Vi offriranno un ottimo servizio, in cambio di un accurato uso e manutenzione. Malgrado tutti i nostri sforzi, non è escluso che possano avvenire dei guasti. In caso di difetto Vi preghiamo di rivolgerVi al Vostro fornitore specializzato, portando con Voi questo passaporto assieme ai documenti d'acquisto.

GARANTIE IN ÖSTERREICH

Die Österreichische Philips Industrie Gesellschaft m.b.H. unterstützt die gesetzlichen Gewährleistungsverpflichtungen Ihres Händlers durch folgende Garantiezusage:

1. Dieses Gerät (siehe Typenschild) wird innerhalb von 6 Monaten ab Verkaufsdatum bei Auftreten eines Funktionsmangels (Fabrikations- oder Materialfehlers) in einer unserer Service-Filialen kostenlos, d.h. ohne Berechnung von Material und Arbeitszeit, repariert.

2. Die Garantiezusage betrifft nur Neugeräte, die über die Österreichische Philips Industrie Gesellschaft m.b.H. und ihre Vertragspartner in Österreich verkauft wurden. Sie gilt für folgende Arten: Autoradios, Cassette-Recorder, Compact Disc Spieler,

HiFi-Bausteine, HiFi-Kombinationen, MusiClocks, Plattenspieler, Radio-Recorder und das mitgelieferte Originalzubehör dieser Geräte.

3. Zur Inanspruchnahme einer Garantiereparatur gemäß der vorliegenden Zusage sind dieser Garantieschein und die Originalrechnung mit Kaufdatum vorzulegen.

4. Anstelle einer kostenlosen Garantiereparatur behalten wir uns vor, das defekte Gerät gegebenenfalls gegen ein Neues auszutauschen.

5. Schäden, die durch äußere Einflüsse, unsachgemäße Behandlung oder unsachgemäßen Fremdeingriff entstanden sind, sowie Gehäusefehler oder Glasbruch sind von dieser Garantiezusage ausgeschlossen.

Philips Zentrale Kundeninformation:

- 1101 WIEN, Triesterstraße 64,

☎ 0222-60101-DW 1620 oder DW 1563

- 6020 INNSBRUCK, Klostersgasse 4, ☎ 05222-74594

- 9020 KLAGENFURT, Villacher Straße 161,

☎ 0463-22397-DW 94

Philips Service-Organisation:

- 1232 WIEN, Ketzergasse 120, ☎ 0222-8662-0

GARANZIA E ASSISTENZA VALIDE PER L'ITALIA

Questo apparecchio è stato realizzato con materiali di prima qualità e costruito con la massima cura. La Philips comunque fornisce all'acquirente una Garanzia di buon funzionamento secondo le condizioni stabilite dall'ANIE.

Tale Garanzia decorre dalla data di acquisto ed ha la durata di 6 mesi. Per aver diritto alla Garanzia è necessario che questo certificato riporti i dati di Modello e Matricola dell'apparecchio, la data di acquisto ed il timbro del rivenditore; inoltre per tutti gli apparecchi per i quali è prevista la "ricevuta fiscale" (o altro documento di consegna) il documento stesso dovrà essere conservato con questo certificato a certificazione della data d'acquisto.

In caso di necessità il prodotto dovrà essere fatto pervenire al Centro di Assistenza più vicino il cui recapito è pubblicato sugli elenchi telefonici della zona di residenza alla voce Philips.

Per questo apparecchio Philips offre un Abbonamento all'Assistenza Tecnica. Per informazioni rivolgersi ai Centri di Assistenza o al servizio Consumatori Philips.

Philips S.p.A., Viale le Fulvie Testi 327, 20162 MILANO

☎ 1678-20026

PHILIPS IBÉRICA, S.A.E.

Garantiza este aparato durante 6 meses, a partir de la fecha de adquisición, de la forma siguiente:

1. Cubriendo cualquier defecto de fabricación o vicio de origen, así como la totalidad de sus componentes, incluyendo la mano de obra necesaria para el reemplazo de las piezas defectuosas, por nuestros talleres autorizados.

2. Esta garantía no cubrirá la avería, si es consecuencia de incorrecta instalación del aparato, manifiesto mal trato o uso inadecuado del mismo.

La calificación de las averías corresponderá únicamente a los servicios técnicos de los talleres autorizados Philips.

3. Las reparaciones que pudieran producirse durante el período de vigencia de la presente garantía se efectuarán, bien en el domicilio del usuario, bien en los talleres autorizados Philips, a libre elección y criterio de ésta última.

4. Transcurrido un mes desde la fecha de adquisición del aparato, todos los gastos de desplazamiento del personal técnico para proceder al examen y/o reparación del aparato correrán por cuenta del usuario de acuerdo con las tarifas establecidas para este concepto.

5. En todas las reparaciones se deberá acompañar al aparato factura de compra y la presente garantía debidamente cumplimentada, con la indicación exacta de la fecha de venta del aparato.

6. En todo caso, el titular de la garantía tiene los derechos mínimos reconocidos por la Ley.

Titular (Comprador)

Domicilio

GARANTÍA PARA MÉXICO

Este aparato está fabricado con materiales de alta calidad y ha sido cuidadosamente montado.

Philips, por lo tanto, da a usted una garantía a partir de su fecha de compra.

- 12 meses para: Equipos Modulares y Reproductores de discos compactos.

- 6 meses para: Amplificadores, Sintonizadores, Sinto Amplificadores, Decks de Cassettes, Magnetófonos, Ecuálizadores, Tomame-
sas, Cajas Acústicas, Radios Combinados y Auto Radios. ☎

- 3 meses para: Radio Portátil y de mesa, Radio Reloj, Altavoces, Deck de Cassete portátil, Teléfono y Radio Teléfono.

La garantía ampara la reposición de las piezas defectuosas debidas a un fallo en su montaje o en los materiales, incluyendo la mano de obra necesaria para su reemplazo en nuestras sucursales o talleres autorizados, rogamos se ponga usted en contacto con su distribuidor.

Esta garantía no cubrirá la avería, si es consecuencia de una instalación incorrecta del aparato, manifiesto mal trato y uso inadecuado del mismo.

Philips se obliga a reparar y devolver a usted su aparato en un plazo no mayor de 30 días hábiles contados a partir de la fecha de haber ingresado su aparato a uno de nuestros talleres.

Para que esta garantía sea válida, es necesario que el certificado en la parte posterior de este libro le sea debidamente llenado en el momento de la compra del aparato.

En caso de extravío de la garantía, con la presentación de su factura o remisión podrá hacer efectiva la garantía correspondiente.

Si usted tiene alguna duda o pregunta que no le pueda solucionar su distribuidor, por favor ponerse en contacto con:

Oficina Central de Servicio
Av. Coyoacán No. 1051 Col. del Valle
03100 MÉXICO, D.F. - ☎ 575-2022 o 575-0100

CONDIÇÕES VÁLIDAS PARA PORTUGAL

A Philips Portuguesa, SA, assegura ao comprador deste aparelho garantia contra qualquer defeito de material ou fabrico, pelo prazo de 6 meses, contado a partir da data de aquisição. As agulhas de fonocaptores não têm qualquer garantia.

A Philips Portuguesa, SA, anula a garantia ao aparelho desde que se verifique ser a deficiência motivada por acidente, utilização incorrecta, causas externas, ou nos casos em que apresente vestígios de ter sido violado, ajustado ou reparado por entidade não autorizada. Também será considerada nula a garantia se este certificado apresentar rasuras ou alterações.

A Philips Portuguesa, SA, obriga-se a prestar a garantia referida somente nos seus Serviços Técnicos ou nos Concessionários de Serviço autorizados. As despesas e riscos de transporte de e para as oficinas serão sempre da responsabilidade do comprador.

Nota: Para que o aparelho seja assistido ao abrigo da garantia, é indispensável que seja apresentado este certificado, devidamente preenchido e autenticado, por vendedor autorizado, aquando da sua aquisição.

Se sobre esta garantia necessitar algum esclarecimento que o vendedor não lhe possa dar, deve dirigir-se a:

Philips Portuguesa, SA,
- Coutural - Camilde - 2795 LINDA A VELHA - ☎ 218 00 71/9
- R. Eng. Ezequiel de Campos, 182 - 4100 PORTO - ☎ 67 26 13

GARANTI OG SERVICE FOR DANMARK

De er nu ejer af et apparat, hvis konstruktion er baseret på erfaring og lang tids forskning.

Philips garanterer for kvaliteten, og hvert led i fabrikationen er underkastet stadig kontrol. Alle henvendelser om fejl under garantien skal rettes til den forhandler, der har udleveret og underskrevet garantibeviset, hvorpå de gældende garantibestemmelser tillige er anført. Garantien er kun gældende i købslandet.

GARANTI I NORGE

De er nå eier av et apparat som er basert på lang tids forskning og erfaring.

Philips garanterer for kvaliteten, men hvis en feil skulle oppstå bes De ta kontakt med den forhandler som har utlevert og underskrevet garantibeviset. Garantien gjelder kun i kjøpslandet hvor de gjeldende garantibestemmelser må følges.

Hvis De trenger ytterligere opplysninger utover de forhandleren kan gi Dem, kan De henvende Dem til: **Norsk A/S Philips, Avd. Audio/Video, Sandstuveien 70, OSLO 6 - ☎ 02 - 68 02 00.**

GARANTI I SVERIGE

Garanti lämnas på denna Philipsapparat i enlighet med den garanti förbindelse som tillhandahålles av återförsäljaren. I garanti förbindelsen ges anvisningar om reklamation. Garantin gäller endast i inköpslandet.

TAKUU JA HUOLTO

Tämän tuotteen rakenne on pitkäaikaisen, kokemuksella tehdyn tutkimustyon tulos. Jatkuvan eri tuotantovaiheissa tehtävän laatutarkkailun vuoksi Philips takaa tuotteensa laadun. Tärkeimmät tiedot takuuehdosta saat Philips-myyjältä tai alla olevasta osoitteesta.

Oy Philips AB, Sinkkiontie 3, 02630 ESPOO - ☎ (358-0)-50261
☎ Oy Philips AB, P.O. Box 75, 02631 ESPOO

ΠΛΗΡΟΦΟΡΙΕΣ ΓΙΑ SERVICE ΚΑΙ ΕΓΓΥΗΤΗ ΕΤΗΝ ΕΛΛΑΔΑ

Η συσκευή έχει ελεγχθεί σχολαστικά, η λειτουργία της είναι άριστη και λόγω αντικαταστάσεώς της δεν πρόκειται σε καμιά περίπτωση να προκύψει. Αν όμως, παρ' όλα αυτά, κάποιο εξάρτημα δεν λειτουργήσει, το εξάρτημα αυτό και η εργασία επισκευής παρέχονται δωρεάν από την Εταιρεία. Η προσκομιζόμενη για επισκευή συσκευή πρέπει απαραίτητα να συνοδεύεται από το παρόν έντυπο υπογεγραμμένο και σφραγισμένο από το κατόχτημα όπου αγοράστηκε η συσκευή και με την ημερομηνία αγοράς. Η εγγύηση ισχύει για 1 έτος από την ημερομηνία αγοράς. Η εγγύηση δεν ισχύει στις παρακάτω περιπτώσεις:


- α) Για ανωμαλία όχι από βλάβη της συσκευής, αλλά από φθορά ή βλάβη, που προκλήθηκε από τρίτους ή από μεταβολή της τάσεως του ηλεκτρικού ρεύματος.
- β) Για ανωμαλία λόγω ελαττωματικής εγκαταστάσεώς της συσκευής.
- γ) Όταν ο αριθμός κατασκευής της συσκευής έχει αλλοιωθεί.
- δ) Για κεραλάς πύ-έπ και μωβρόφωνα.

Η εργασία επισκευής γίνεται στα Εργαστήρια της Εταιρείας, όπου ο πελάτης πρέπει να μεταφέρει τη συσκευή με δική του δαπάνη. Κανένας αντιπρόσωπος δεν έχει το δικαίωμα αλλαγής των όρων εγγυήσεως. Μετά τη λήξη του χρόνου εγγυήσεως, για κάθε πρόβλημα συντηρήσεως, επισκευής ή συμβουλής, σας συστατούμε να απευθύνεσθε στα κατά τόπους Service της Εταιρείας.

Διεύθυνση Κεντρικών SERVICE PHILIPS:
 25ης Μαρτίου 15, 177 78 Ταύρος - ☎ 4894.911
 Ταχυμχ 62, 546 93 Θεσσαλονίκη - ☎ 260.621

Guarantee certificate	Certificat de garantie
Garantieschein	Identificatiekaart
Certificado de garantía	Certificato di garanzia
Certificado de garantia	Garantibeviset
Takuutodistus	Εγγύηση

Type no. of product: _____ Tipo no del producto: _____



Date of purchase	-	Date d'achat	-	Kaufdatum
Koopdatum	-	Fecha de compra	-	Data da compra
Data di acquisto	-	Kobsdato	-	Kjøpedato
Inköpsdato	-	Ostopäva	-	Ημερομηνία αγοράς

19

Dealer's name, address and signature
 Nom, adresse et signature du revendeur
 Name, Anschrift und Unterschrift des Händlers
 Naam, adres en handtekening van de handelaar
 Nombre, dirección y firma del distribuidor
 Nome, indirizzo e firma del fornitore
 Nome, morada e assinatura do vendedor
 Forhandlerens navn, adresse og underskrift
 Återförsäljarens namn, adress och namnteckning
 Myyjän nimi, osoite ja allekirjoitus
 Όνομα/Επώνυμο Αντιπροσώπου